

NECTO 16

CENTRALIZED AND STATE-OF-THE-ART BI



Panorama Necto uncovers the hidden insights in your data and presents them in beautiful dashboards, it is powered with KPI alerts, and managed by a centrally administered system. Necto employs unique recommendation, personalization, and insight finding technologies that enable users to discover what they need to know and use collaboration capabilities to quickly address the issues found.

What is Panorama Necto 16 and why is it unique?

Necto is a **centralized & state-of-the-art BI solution**. As a leader in BI & smart data discovery, it allows you to mashup all your data and use automated analytics to make sense of it, via the most secure and scalable web solution.

Necto 16 is the next generation of BI and data discovery solutions. It leverages a suggestive discovery engine under the covers to simplify the business user's data preparation. Necto is further automating exploration and analysis, enabled by powerful advanced visualization and collaborative tools in a unified and governed environment.

Our users love Necto's automated functionalities, its simple and fast development and easy sharing of BI content to other users.

The Death Of Federated BI

Allowing individual departments to provision their own IT systems and services is not helping the organization meet its goals and objectives. When done correctly, IT centralization can not only simplify administrative tasks, it can improve security, make data management easier, and save the company a lot of money.

Decision rights: In allocating rights, line managers should have authority over what services are delivered and IT should have authority over how the services are delivered.



"We revamped our BI solution in order to manage and most importantly extract value from the massive amounts of data we generate every month"

- Director of a leading insurance company

Main features

Centralized & State-of-the-art BI:

One version of the truth, high usage, customized, and secure in a unique web solution.

Beautiful Visualization:

Astonishing dashboards and simplified infographics to track KPIs and tell a story.

Suggestive & Collaborative:

Find the relevant people to a specific issue, connect with colleagues, discuss, share, and work together.

Notifications Anytime, Anywhere:

Track your KPIs, identify issues, and report about them. Add users to notifications and receive alerts even when offline.

Governed Self-Service:

Easily connect multiple data sources. Work with colleagues to create models, dashboards, and more. Business users get self-service with a secure data access and zero footprint on the desktop.

Automated Data Discovery:

Comprehensive set of tools for analysts to find insights, plus finding of automated insights in your data.

Unique Optional Geo-analysis Capabilities:

Multi-layer visual analysis on top of maps for location based context and insights.

BI Across All Your Devices:

One system to handle all your devices and allow you to go mobile.

Deliver actionable insights to the right business users

Fits the requirements of IT

Never lose the context of the analysis with your peers

For business users whose needs are not being addressed



”

“Without Necto, we would have all kinds of different reports floating around. Various departments want to know what’s in their workflow. Necto provides that. We cannot work without Necto.”

– Luuk Roeling, Management Information Specialist, Bovemij

”

“...fantastic insight tool that is instantly giving data trends to today’s users of macro-economic data”

- Almir Salihovic, CBBH

Use Cases for the Finance and Insurance Industries

Quickly pinpoint trends and challenges from within huge volumes of data from diverse sources.

With an accurate analysis and automated insights, get a clear picture to mitigate risk.

Successfully track Key Performance Indicators (KPIs)

Complex datasets can be analyzed and turned into actionable insights that help improve service, point to new opportunities, and reduce costs.

Get automated insights, drill down to find the cause and who is involved. Start discussions with the relevant people and track through automatic notifications.

Insight-driven decisions that derive in better margins and accurate resource allocation.

Success story of one of our clients

Central Bank

The Challenge

- Achieve the construction of a new system for online dissemination of statistics.
- Able to serve the most expert statisticians.
- Easy enough to be used by occasional users.
- Improve the way it processed data for its internal and external users.




The Resolution


- Panorama Necto gave birth to the most user friendly public statistics delivery system of any Central Bank in Europe.
- Necto-based solution singled the Central Bank out as an organization that provides excellent service to both individuals and organizations.
- Greater Efficiency.
- More power for power users.




Use Case of Client in IT Management in An Insurance Company

- 

Critical issue

 - Delays in delivering critical data to analysts. Reasons: System could not be expanded to support complex data and there was a shortage of critical skills needed to operate current systems.
- 

Capability needed

 - When analyzing data his IT staff person with limited skills could quickly retrieve the right insights and provide it to the right analysts for immediate analysis and decisions using applications that empower the analyst.
- 

Result

 - As a result, insights were retrieved and decisions delivered six times faster than before with 99.993% reliability. This was accomplished in a simple development environment with limited skills.

Global Presence in Finance and Insurance

